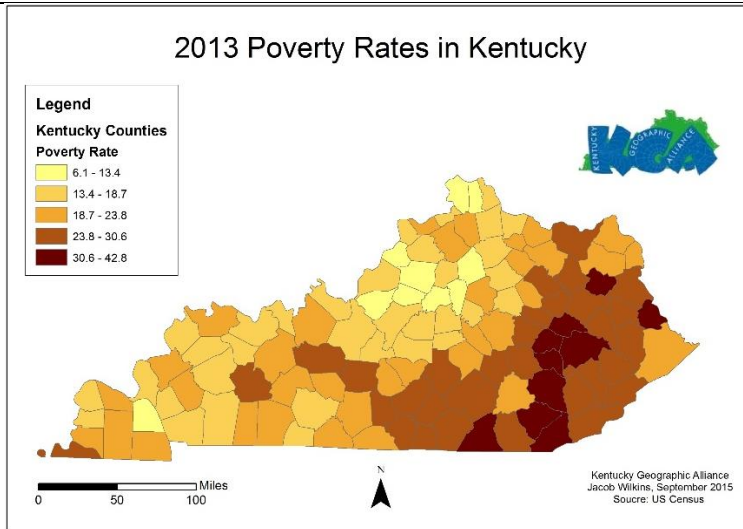
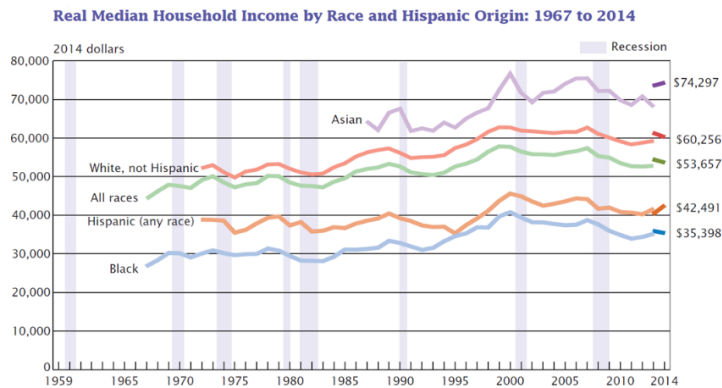


# KENTUCKY IN THE NEWS

The Kentucky Geographic Alliance – September 2015

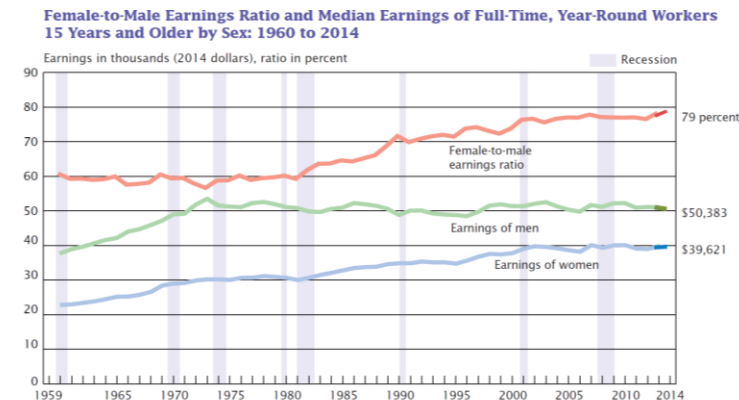


According to [census data](#), in 2013 the average poverty rate in Kentucky was 22%. Oldham County had the lowest poverty of 6.1%. The county with the highest poverty rate was Clay, with a poverty rate of 42.8%. Poverty can be expressed with many statistics. The US Census Bureau has created a time series map that addresses [poverty for related children](#) age 4-17.



**Median Household Income in the US**

The Census also published poverty data based on race. According to [2014 Census statistics](#), household income for the US increased for Asians and Hispanics, whereas White, non-Hispanic and Black household incomes decreased during 2014. In general, the US saw a decrease in median household income in 2014. In Kentucky, Black [income levels](#) [dropped](#) 11%. (The Courier Journal)



**Female-to-Male Earnings Ratio**

According to the same statistics, the earnings of women increased slightly, while the income of men decreased slightly. However, female-to-male earnings ratios are at an all-time high of 79%. Regardless of the statistics, basic access and opportunity play large roles in US demographics.